





**JEE PUMPS LIMITED**  
**CORPORATE IDENTITY NUMBER: U29120GJ2002PLC040915**


REGISTERED OFFICE		CONTACT PERSON		EMAIL AND TELEPHONE	WEBSITE
L-1 and 2, GIDC, Near Water Tank, Odhav, Ahmedabad-382415, Gujarat, India.		Abhilasha Pokhra, Company Secretary and Compliance officer		<a href="mailto:cs@jeepumps.com">cs@jeepumps.com</a> +91 93760 64298	<a href="http://www.jeepumps.com">www.jeepumps.com</a>
<b>PROMOTERS OF OUR COMPANY: PRAKASHBHAI MAGANBHAI PATEL, KANAKBEN PRAKASHKUMAR PATEL AND DHRUVESH PRAKASHKUMAR PATEL</b>					
<b>DETAILS OF THE ISSUE</b>					
TYPE	FRESH ISSUE SIZE (in ₹ lakhs)	OFFER FOR SALE	TOTAL ISSUE SIZE (in ₹ lakhs)	ELIGIBILITY AND SHARE RESERVATION AMONGST QIBS, NIIS AND INDIVIDUAL INVESTORS	
Fresh Issue	Upto 36,00,000 Equity Shares of Face Value of ₹ 10 aggregating up to ₹ [●] lakhs	Not Applicable	Upto 36,00,000 equity Shares of Face Value of ₹ 10 aggregating up to ₹ [●] lakhs	The Issue is being made in terms of Rule 19(2)(b) of the Securities Contract (Regulation) Rules, 1957 through Book Building Process in accordance with Regulation 229 (2) and 253(1) of the SEBI ICDR Regulations. For further details, see “Other Regulatory and Statutory Disclosures” on page 236 For details in relation to share reservation among QIBs, NIIs and Individual Investors, see “Issue structure” on page 259.	
<b>RISK IN RELATION TO THE FIRST ISSUE</b>					
This being the first public issue of our Company, there has been no formal market for the Equity Shares. The face value of Equity Shares is ₹10/- each. and the Floor Price, Cap Price and Issue Price (determined by our Company in consultation with the Book Running Lead Manager in accordance with SEBI ICDR Regulations and on the basis of the assessment of market demand for the Equity Shares by way of Book Building process as stated in “Basis for Issue Price” beginning on page 89 should not be taken to be indicative of the market price of the Equity Shares after the Equity Shares are listed. No assurance can be given regarding an active and/or sustained trading in the Equity Shares or regarding the price at which the Equity Shares will be traded after listing.					
<b>GENERAL RISKS</b>					
Investments in Equity and Equity-related securities involve a degree of risk and investors should not invest any funds in this Issue unless they can afford to take the risk of losing their entire investment. Investors are advised to read the risk factors carefully before taking an investment decision in the Issue. For taking an investment decision, investors must rely on their own examination of our Company and the issue including the risks involved. The Equity Shares issued in the issue have not been recommended or approved by the Securities and Exchange Board of India (“SEBI”), nor does SEBI guarantee the accuracy or adequacy of the Draft Red Herring Prospectus. Specific attention of the investors is invited to the section titled “Risk Factors” beginning on 19 of this Draft Red Herring Prospectus.					
<b>COMPANY’S ABSOLUTE RESPONSIBILITY</b>					
The Company, having made all reasonable inquiries, accepts responsibility for and confirms that this Draft Red Herring Prospectus contains all information with regard to our Company and the Issue, which is material in the context of the Issue, that the information contained in this Draft Red Herring Prospectus is true and correct in all material aspects and is not misleading in any material respect, that the opinions and intentions expressed herein are honestly held and that there are no other facts, the omission of which makes this Draft Red Herring Prospectus as a whole or any of such information or the expression of any such opinions or intentions, misleading in any material respect.					
<b>LISTING</b>					
The Equity Shares Issued through this Draft Red Herring Prospectus are proposed to be listed on SME Platform of BSE Limited (“BSE SME”) in terms of the Chapter IX of the SEBI (ICDR) Regulations, 2018, as amended from time to time. For the purpose of this Issue, the Designated Stock Exchange will be the BSE Limited (“BSE”).					
<b>BOOK RUNNING LEAD MANAGER TO THE ISSUE</b>					
NAME AND LOGO		CONTACT PERSON		EMAIL & TELEPHONE	
 <b>Marwadi Chandarana Intermediaries Brokers Private Limited</b>		Jigar Desai/ Radhika Maheshwari		Email: <a href="mailto:mb@marwadichandarana.com">mb@marwadichandarana.com</a> Tel. No: 022 6912 0027	
<b>REGISTRAR TO THE ISSUE</b>					
NAME AND LOGO		CONTACT PERSON		EMAIL & TELEPHONE	
 <b>Cameo Corporate Services Limited</b>		K. Sreepriya		Email: <a href="mailto:ipo@cameoindia.com">ipo@cameoindia.com</a> Tel. No: 2846 0390 / 044 4002 0700	
<b>BID / ISSUE PERIOD</b>					
ANCHOR PORTION ISSUE OPENS/CLOSES ON*				●	
BID / ISSUE OPENS ON				●	
BID / ISSUE CLOSES ON**				●  <sup>#</sup>	

\* Our Company, in consultation with the BRLM, may consider participation by Anchor Investors, in accordance with the SEBI ICDR Regulations. The Anchor Investor Bidding Date shall be one Working Day prior to the Bid / Issue Opening Date.

\*\* Our Company, in consultation with the BRLM, may decide to close the Bid / Issue Period for QIBs one Working Day prior to the Bid / Issue Closing Date, in accordance with the SEBI (ICDR) Regulations.

<sup>#</sup> The UPI mandate end time and date shall be at 5:00 p.m. on Bid / Issue Closing Date.

**IN THE NATURE OF DRAFT ABRIDGED PROSPECTUS - MEMORANDUM CONTAINING SALIENT FEATURES OF THE DRAFT RED HERRING PROSPECTUS**

 (Please scan this QR Code to view the Draft Red Herring Prospectus and the Draft Abridged Prospectus)	The following is a general summary of certain disclosures in the Draft Red Herring Prospectus and the terms of the Offer and is not exhaustive, nor does it purport to contain a summary of all the disclosures in the Draft Red Herring Prospectus or all details relevant to prospective investors. This summary should be read in conjunction with, and is qualified in its entirety by, the more detailed information appearing elsewhere in the Draft Red Herring Prospectus, which is available at the websites of Stock Exchange and Book Running Lead Manager and that is <a href="http://www.bseindia.com">www.bseindia.com</a> and <a href="http://www.ib.marwadichandaranagroup.com">www.ib.marwadichandaranagroup.com</a> . References below to page numbers are to page numbers of the Draft Red Herring Prospectus dated April 19, 2026. Unless otherwise specified all capitalised terms used herein and not specifically defined bear the same meaning as ascribed to them in the Draft Red Herring Prospectus.
--	--

**1. Summary of Primary Business of our Company**

**(a) Business Overview – Products**

We are engaged in manufacturing and assembly of metallic and non- metallic customized pumps like centrifugal pump, chemical process pump, self-priming pump and mud pump comprising of electric motors or engines, which are designed, assembled and tested to operate for longer period of time. These pumps are sold under the brand name “JEE Pumps”.

**(b) Industries Served and Typical Customers**

We cater to various industries such as Chemical industry for transferring fluids and maintain pressure, Pharmaceutical industry for transferring liquid drugs, Food processing industry for dairy products, edible oil, liquid sugar, syrup and pulp, Water treatment industry for mud water, Paper industry for transferring paper pulp, etc. as per their requirements.

**(c) Segment Reporting and Revenue Contribution**

Our Company operates in a single business segment, i.e., manufacturing and assembly of metallic and non-metallic customized pumps. Accordingly, segment-wise reporting is not applicable.

**(d) Key Geographies**

We serve customers across 20 plus states in India i.e., Gujarat, Maharashtra, Uttar Pradesh etc. and 5+ countries i.e., South Africa, Bangladesh Iraq etc. For further details, see “*Our Business – Our Business Strengths*” on page 113 of the Draft Red Herring Prospectus.

**(e) Revenue Concentration Among Top 5 Customers**

Particular	For the period ended December 31, 2025		For the Financial Year March 31, 2025		For the Financial Year March 31, 2024		For the Financial Year March 31, 2023	
	Revenue from Operations	% of Revenue from Operations	Revenue from Operations	% of Revenue from Operations	Revenue from Operations	% of Revenue from Operations	Revenue from Operations	% of Revenue from Operations
Top 5 Customer	919.69	39.39%	979.80	36.07%	755.76	36.72%	707.99	35.20%

**(f) Key Manufacturing Facilities**

Our Company’s key facilities include its registered office and two manufacturing facilities. For further details, see “*Our Business – Our Properties*” on page 130 of the Draft Red Herring Prospectus.

**(g) Business Strengths and Strategies**

### ***Our Business Strengths***

- Established Sales and Distribution Network
- Experienced Management Team
- Diversified Product Portfolio and Customization Capabilities
- Efficient Supplier Network

### ***Our Business Strategies***

- Introduce new products in the industrial pumps
- Increase in production through installation of additional machinery
- Expanding into newer geographies domestically and internationally

For further information, see “*Our Business*” beginning on page 110 of the Draft Red Herring Prospectus

## **2. Summary of Industry**

Manufacturing is emerging as a central pillar of India’s economic growth, contributing around 16-17% of GDP and employing over 27 million workers. The sector’s strength lies in the performance of key industries such as automotive, engineering, chemicals, pharmaceuticals, consumer durables, electronics, and textiles. Supported by government initiatives like Make in India and production-linked incentive (PLI) schemes, India is targeting manufacturing to account for 25% of GDP in the coming years. India’s manufacturing strength is accelerating, with exports rising and core sectors like electronics, pharmaceuticals, automobiles and textiles positioning the country to approach Rs. 88,67,000 crore (US\$ 1 trillion) in output by FY26 and strengthen its role as a global manufacturing hub. India’s overall economy continues to reflect this robust performance. The Nominal GVA for Q1 FY26 (April-June 2025) is estimated at Rs. 78.25 lakh crore (US\$ 890.01 billion), reflecting an 8.8% growth compared to the previous year. For further details, please refer to the chapter titled “*Industry Overview*” beginning on page 100 of the Draft Red Herring Prospectus.

## **3. Promoters of our Company**

<b>Sr. No.</b>	<b>Name</b>	<b>Individual/Corporate</b>	<b>Experience &amp; Educational Qualification</b>
1.	<b>Prakashbhai Maganbhai Patel</b>	Individual	<b>Prakashbhai Maganbhai Patel</b> , aged 55 years is the Promoter, Chairman and Managing Director of our Company. He has completed his higher education from Gujarat Secondary Education Board, Gandhinagar. He has 30 years of experience in Pump manufacturing Industry. He has been associated with our Company since incorporation. He is responsible for overseeing strategy, operations, growth of the Company.
2	<b>Kanaben Prakashkumar Patel</b>	Individual	<b>Kanakben Prakashkumar Patel</b> , aged 54 years is the Promoter and Executive Director of our Company. She holds a degree in Bachelor of Arts from University of Gujarat. She has been associated with our Company since February 05, 2022. She has around 4 years of experience in Pump manufacturing Industry. She is responsible for market research and business development of our Company.
3	<b>Dhruvesh Prakashkumar Patel</b>	Individual	<b>Dhruvesh Prakashkumar Patel</b> , aged 30 years is the Promoter of our Company. He holds a degree in Bachelor of Technology (Mechanical Engineering) from SunRise University. He is currently working in Avighna Foods Ltd. as a Director

For details in respect of our Promoters, please refer to the chapter titled “*Our Promoters and Promoter Group*” beginning on page 157 of the Draft Red Herring Prospectus.

## **4. Objects of the Issue\***

Our Company intends to utilize the net Proceeds of the Issue to meet the following objects:

<b>Sr. No</b>	<b>Particulars</b>	<b>Amount</b>
1.	Funding the Capital Expenditure requirements of our Company towards: i) Purchase of new machineries, Dies and Pattern for our existing manufacturing facility	1,635.51

Sr. No	Particulars	Amount
	for enhancing our Pump Manufacturing production ii) Construction of Staff quarters and Canteen iii) Renovation & Interior Development of Office Building and purchase and installation of new equipment (including computers, printers and computer peripherals) iv) Setting up of Rooftop Solar power plant at our Manufacturing Facility	
2.	To meet the Working Capital requirements of the Company	400.00
3.	General Corporate Purposes <sup>(1)</sup>	[●]
	<b>Total Net Proceeds</b>	[●]

<sup>(1)</sup> To be finalized upon determination of the Issue Price and will be updated in the Prospectus prior to filing with the RoC. The amount utilized for general corporate purposes shall not exceed 15% of the Gross Proceeds or ₹. 1,000 Lakhs whichever is lower.

## 1. Funding the Capital Expenditure requirements of our Company towards:

### i) Purchase of new machineries, Dies and Pattern for our existing manufacturing facility for enhancing our Pump Manufacturing production.

Our Company proposes to utilise an estimated amount of ₹ 1098.86 lakhs from the Net proceeds at our Manufacturing Facilities situated at Ahmedabad, Gujarat., This Brownfield expansion involves purchase of new machineries, die and pattern within our current operational infrastructure where utilities are already available, making it cost-efficient. This expansion shall allow us to improve our quality metric, reduce cost of production and lead times thereby meeting customer's demand. We manufacture different types of pumps with customized technical specifications with an aggregate pump manufacturing capacity of 14,400 industrial pumps and spare parts as on December 31, 2025.

### ii) Construction of Staff quarters and canteen

Our Company proposes to utilise a portion of the Net Proceeds towards the civil construction of building in our existing manufacturing unit situated at 407/B and 408/B, Kubadthal-Pasunj Road, Kubadthal, Ta. Dascroi, Ahmedabad-382416, Gujarat, India.

### iii) Renovation & Interior Development of Office Building and purchase and installation of new equipment (including computers, printers and computer peripherals)

We operate our business through two different units, located in Ahmedabad. Our registered office is situated at L-1 and 2, GIDC, Near Water Tank, Odhav, Ahmedabad – 382415, Gujarat, India, where our employees carry out the administrative and operational activities of the business. Our manufacturing facility is located at 407/B and 408/B, Pasunj Road, Kubadthal, Ta. Dascroi, Ahmedabad – 382416, Gujarat, India, where the manufacturing and assembly processes are carried out. Accordingly, to improve operational efficiency and facilitate better coordination among departments, we propose to consolidate our employees at the office building located within our manufacturing facility. The Company also intends to hire new employees at our new office building. We intend to utilize a portion of the Net Proceeds towards interior development of Office Building and purchase and installation of new equipment like Laptops, computers, printers, scanners, Servers, Terminals, etc. and other peripherals like LAN Switches, Racks, panels, etc. for operational use.

### iv) Setting up of Rooftop Solar power plant at our Manufacturing Facility

We currently meet our power requirements at the Manufacturing Facilities through electricity procured from a state electricity distribution company, with diesel generator sets used for backup. To reduce operational costs and enhance sustainability, we plan to invest in captive renewable energy generation, to meet our manufacturing energy need by utilising a portion of the Net Proceeds towards purchase and installation of Rooftop Solar Plant with a Capacity of 1000 KWP at our existing manufacturing unit located at 407/B and 408/B, Kubadthal-Pasunj Road, Kubadthal, Ta. Dascroi, Ahmedabad-382416, Gujarat, India. Adequate and cost-effective supply of electricity is critical to our business. The proposed Rooftop Solar Power Plant is intended to supplement the existing power arrangement, reduce dependence on grid power during operational hours. Our Company is not availing any subsidy for the solar power capacity. During the financial period ended December 31, 2025, March 31, 2025, March 31, 2024 and March 31, 2023, our electricity expenses were ₹ 39.25 lakhs, ₹ 57.97 lakhs, ₹ 65.04 lakhs and ₹ 61.48 lakhs respectively.

## 2. To meet the Working Capital requirements of the Company

Our Company is engaged in manufacturing of industrial pumps and require working capital for its smooth day-to-day operations and efficient production processes. We have to maintain sufficient funds to cover the costs of raw materials, labour, overheads, and other short-term obligations. This includes procuring raw material as well as managing expenses related to machinery, tooling, and maintenance. Additionally, working capital is required to meet inventory needs, manage production schedules, and accommodate customer payment cycles. Fluctuations in demand, the timing of orders, and lead times for the procurement of raw materials further influence the working capital requirements.

Based on the current and projected growth, we estimate our working capital requirements to reach ₹ 400.00 Lakhs for FY 2026-27.

## 3. General Corporate Purpose

Our management, in accordance with the policies of our Board, will have flexibility in utilizing the proceeds earmarked for general corporate purposes. We intend to deploy the balance Net Proceeds aggregating ₹ [●] lakhs towards the general corporate purposes to drive our business growth. In accordance with the policies set up by our Board, we have flexibility in applying the remaining Net Proceeds, for general corporate purpose including but not restricted to, initial development costs for new products, meeting operating expenses, strengthening of our business development and marketing capabilities, meeting exigencies, which the Company in the ordinary course of business may not foresee or any other purposes as approved by our Board of Directors, subject to compliance with the necessary provisions of the Companies Act, 2013.

We confirm that any issue related expenses shall not be considered as a part of General Corporate Purpose. Further, we confirm that the amount for general corporate purposes, as mentioned in the Draft Red Herring Prospectus, shall not exceed 15% of the Gross Proceeds raised by our Company through this Issue or ₹ 1,000 Lakhs whichever is lower.

For further details, see “*Objects of the Issue*” beginning on page 76 of the Draft Red Herring Prospectus.

## 5. Pre and Post-Issue shareholding of Promoters, members of the Promoter Group and Additional Top 10 Shareholders of The Company as at Allotment

No.	Pre- Issue Shareholding as on the date of this Advertisement			Post-Issue shareholding as at Allotment*			
	Shareholders	No. of Equity Shares held	% of the pre-Issue paid up Equity Share capital	At the Lower end of the Price Band		At the Upper end of the Price Band	
				No. of Equity Shares held	% of the Post-Issue paid up Equity Share capital	No. of Equity Shares held	% of the Post-Issue paid up Equity Share capital
<b>(A) Promoter</b>							
1.	Prakashbhai Maganbhai Patel	34,85,750	36.02	[●]	[●]	[●]	[●]
2.	Kanakben Prakashkumar Patel	12,54,500	12.96	[●]	[●]	[●]	[●]
3.	Dhruvesh Prakashkumar Patel	18,99,250	19.63	[●]	[●]	[●]	[●]
<b>Total (A)</b>		<b>66,39,500</b>	<b>68.61</b>	[●]	[●]	[●]	[●]
<b>Promoter Group *</b>							
<b>(B) Additional Top 10 Shareholder</b>							

No.	Pre- Issue Shareholding as on the date of this Advertisement			Post-Issue shareholding as at Allotment*			
	Shareholders	No. of Equity Shares held	% of the pre-Issue paid up Equity Share capital	At the Lower end of the Price Band		At the Upper end of the Price Band	
				No. of Equity Shares held	% of the Post-Issue paid up Equity Share capital	No. of Equity Shares held	% of the Post-Issue paid up Equity Share capital
1.	Abhishek Hasmukhbhai Patel	2,28,000	2.36	[●]	[●]	[●]	[●]
2.	Chirag Amritlal Patel	2,28,000	2.36	[●]	[●]	[●]	[●]
3.	Amiben Jitendrakumar Suthar	1,52,000	1.57	[●]	[●]	[●]	[●]
4.	Mayankumar Dipakbhai Patel	8,66,000	8.95	[●]	[●]	[●]	[●]
5.	Surendra Nemchand Shah	3,98,000	4.11	[●]	[●]	[●]	[●]
6.	Meena Surendra Shah	3,50,000	3.62	[●]	[●]	[●]	[●]
7.	Pooja Priyam Shah	10,000	0.10	[●]	[●]	[●]	[●]
8.	Shreaa Rahul Mehta	4,56,000	4.71	[●]	[●]	[●]	[●]
9.	Alkaben Vijaybhai Koradiya	3,50,000	3.62	[●]	[●]	[●]	[●]
<b>Total (B)</b>		<b>30,38,000</b>	<b>31.39</b>	[●]	[●]	[●]	[●]
<b>Total (A) + (B)</b>		<b>96,77,500</b>	<b>100.00</b>	[●]	[●]	[●]	[●]

\*As on the date of this Draft Red Herring Prospectus, we have total 12 (Twelve) shareholders, out of which 9 (Nine) are Public Shareholders

Notes:

- 1) Includes all options that have been exercised until date of prospectus and any transfers of equity shares by existing shareholders after the date of the pre-issue and price band advertisements until date of prospectus.
- 2) Based on the Issue price of ₹ [●] and subject to finalization of the basis of allotment.

## 6. Summary of Restated Financial Information

Following are the details as per the restated financial statements for the period ended December 31, 2025 and financial years ended on March 31, 2025, March 31, 2024 and March 31, 2023:

Particulars	(₹ in lakhs)			
	December 31, 2025	March 31, 2025	March 31, 2024	March 31, 2023
Equity Share Capital	967.75	483.88	432.78	369.88
Net Worth	2,155.39	1,783.93	1,009.00	332.51
Total Income	2,345.06	2,738.40	2,111.49	2,044.08
Profit after tax	371.47	569.59	425.83	256.59
Earnings per Share (Basic and Diluted)	3.84	11.89	11.48	6.94
ROE (%)	18.86 %	40.78 %	63.44 %	127.16 %
RONW (%)	17.23 %	31.93 %	42.16 %	77.17 %
Net Asset Value Per Share (in ₹) (Pre Bonus Issue)	22.27	37.24	27.22	8.99

Particulars	December 31, 2025	March 31, 2025	March 31, 2024	March 31, 2023
Net Asset Value Per Share (in ₹) (Post Bonus issue)	22.27	18.53	11.81	3.89
Total Borrowings				
• Long Term Borrowings	461.83	402.64	729.53	746.87
• Short Term Borrowings	490.41	491.41	539.04	578.81
Cash flow from operating activities	31.73	84.41	152.17	122.37
Cash flow from investing activities	(38.05)	(12.14)	(18.98)	(19.08)
Cash flow from financing activities	18.20	(267.66)	68.16	(77.50)

## 7. Summary of Key Performance Indicators

Key Performance Indicator	December 31, 2025	March 31, 2025	March 31, 2024	March 31, 2023
Revenue from Operations	2,334.79	2,716.52	2,058.12	2,011.39
EBITDA	591.24	913.04	717.25	507.61
EBITDA Margin (%)	25.32%	33.61%	34.85%	25.24%
PAT	371.47	569.59	425.83	256.59
PAT Margin (%)	15.91%	20.97%	20.69%	12.76%
ROE (%)	18.86%	40.78%	63.44%	127.16%
ROCE (%)	19.36%	34.91%	33.82%	32.58%

\*As certified by our statutory auditor M/s. S N D K & Associates LLP vide certificate dated April 19, 2026.

### Notes:

- 1) Revenue from Operations means the Revenue from Operations as appearing in the Restated Financial Statements.
- 2) EBITDA is calculated as profit for the period / year, plus tax expenses (consisting of current tax, deferred tax and current taxes relating to earlier years), finance costs and depreciation and amortization expenses reduced by other Income.
- 3) EBITDA Margin (%) is calculated as EBITDA divided by Revenue from Operations.
- 4) Profit after Tax Means Profit for the period/year as appearing in the Restated Standalone Financial Statements.
- 5) PAT Margin (%) is calculated as Profit for the year/period as a percentage of Revenue from Operations.
- 6) RoE (Return on Equity) (%) is calculated as net profit after tax for the year / period divided by Average Shareholder Equity.
- 7) RoCE (Return on Capital Employed) (%) is calculated as earnings before interest and taxes divided by average capital employed. Capital Employed includes Tangible Net worth (i.e. subtracting share capital and reserves & surplus by Intangible Assets and revaluation reserve), deferred tax liability, Long-Term Borrowing and Short-Term Borrowing.

## 8. Risk Factors

Specific attention of the investors is invited to the section “Risk Factors” on page 19.

## 9. Weighted Average Price at Which the Equity Shares were Acquired by Our Promoters

The weighted average price at which the Equity Shares have been acquired by our Promoter, in the one year preceding the date of this Draft Red Herring Prospectus is provided below

Name of Promoters	Number of Equity Shares acquired as on date.	Weighted average cost of acquisition per Equity share* (in ₹)	Weighted average price of acquisition per Equity share acquired in last one year* (in ₹)
Prakashbhai Maganbhai Patel	34,85,750	17,42,875	NIL
Kanakben Prakashkumar Patel	12,54,500	6,27,250	NIL
Dhruvesh Prakashkumar Patel	18,99,250	9,49,625	NIL

\* As certified by our statutory auditor M/s. S N D K & Associates LLP vide certificate dated April 18, 2026.

**Weighted average cost of acquisition of all shares transacted in the one year and three years preceding the date of draft offer document / offer document**

Period	Weighted Average Cost of Acquisition (in Rs.)	Cap Price (₹[●]) is 'X' times the Weighted Average Cost of Acquisition	Range of acquisition price: Lowest Price – Highest Price ( in Rs.)
Last one year preceding the date of the Draft Red Herring Prospectus	7.63	[●]	0-40
Last three years preceding the date of the Draft Red Herring Prospectus	12.00	[●]	0-12

\* As certified by our statutory auditor M/s. S N D K & Associates LLP vide certificate dated April 18, 2026.

**10. Board of Directors and Key Managerial Personnel**

Sr.no.	Name	Designation
1.	Prakashbhai Maganbhai Patel	Chairman and Managing Director
2.	Kanakben Prakashkumar Patel	Executive Director
3.	Kamal Karsanbhai Gajjar	Non-Executive Director
4.	Indira Suresh Vora	Independent Director
5.	Oshin Shailesh Vaghela	Independent Director
Sr.no.	Name	Designation
1.	Prakashbhai Maganbhai Patel	Chairman and Managing Director
2.	Abhilasha Pokhra	Company Secretary and Compliance Officer
3.	Jaykumar Nandlal Prajapati	Chief Financial Officer

For further details, please refer to the chapter titled "Our Management" beginning on page 145 of the Draft Red Herring Prospectus.

**11. Qualifications of the Statutory Auditor which have not given effect in the Restated Financial Statements**

There are no qualifications of the Statutory Auditor which have not been given effect to in the Restated Financial Information

**12. Summary of Outstanding Litigations**

(₹ in Lakhs)

Nature of Cases	Number of outstanding cases	Amount Involved
<b>Litigation involving our Company</b>		
Criminal proceeding against our Company	Nil	Nil
Criminal proceedings by our Company	Nil	Nil
Material civil litigation against our Company	1	28.81
Material civil litigation by our Company	Nil	Nil
Actions by statutory or regulatory Authorities	Nil	Nil
Direct and indirect tax proceedings	4	6.98
<b>Litigation involving our directors (other than Promoters)</b>		
Criminal proceedings against our directors (other than Promoters)	Nil	Nil
Criminal proceedings by our directors (other than Promoters)	Nil	Nil
Material civil litigation against our director (other than Promoters)	Nil	Nil
Material civil litigation by our director (other than Promoters)	Nil	Nil

Actions by statutory or regulatory authorities (other than Promoters)	Nil	Nil
Direct and indirect tax proceedings	1	0.15
<b>Litigation involving our Promoter</b>		
Criminal proceedings against our Promoter	Nil	Nil
Criminal proceedings by our Promoter	Nil	Nil
Material civil litigation against our Promoter	5	511.00
Material civil litigation by our Promoter	1	51.00
Actions by statutory or regulatory authorities	Nil	Nil
Direct and indirect tax proceedings	11	110.87
<b>Litigation involving our Key Managerial Personnel and Senior Managerial Personnel (Other than Directors and Promoters)</b>		
Criminal proceedings against our Key Managerial Personnel and Senior Managerial Personnel (Other than Directors and Promoters)	Nil	Nil
Criminal proceedings by our Key Managerial Personnel and Senior Managerial Personnel (Other than Directors and Promoters)	Nil	Nil
Actions by statutory or regulatory authorities	Nil	Nil
Direct and indirect tax proceedings	1	0.01

Our Company, Promoters, Directors and Group companies are involved in certain legal proceedings. A brief detail of such outstanding litigations as on the date of this Draft Red Herring Prospectus are as follows:

*Amount mentioned to the extent quantifiable. The amount may be subject to additional interest/other charges being levied by the concerned authorities which are unascertainable as on date of this Draft Red Herring Prospectus. For further details, please refer to the chapter titled “Outstanding Litigations and Material Developments” on Page 218 of this Draft Red Herring Prospectus.*

**The Equity Shares have not been and will not be registered under the U.S. Securities Act 1933, as amended (the “Securities Act”) or any state securities laws in the United States and may not be offered or sold within the United States or to, or for the account or benefit of, “U.S. persons” (as defined in Regulations of the Securities Act), except pursuant to an exemption from, or in a transaction not subject to, the registration requirements of the Securities Act. Accordingly, the Equity Shares will be offered and sold (i) in the United States only to “qualified institutional buyers”, as defined in Rule 144A of the Securities Act, and (ii) outside the United States in offshore transactions in reliance on Regulation S under the Securities Act and in compliance with the applicable laws of the jurisdiction where those offers and sales occur.**